

European Business & Nature Summit

Building actions for nature & people

10:40 – 11:00: Coffee & networking

#EUBiodiversity
#BusinessNatureSummit

Madrid, 7 & 8 November 2019



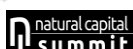
Organisers



Collaborators



Funders



With contributions from:

European Business & Nature Summit

GS 12 – Finance roundtable

GS12 - Finance roundtable

7 & 8 November 2019

#BusinessNatureSummit



European Business & Nature Summit

GS 12 – Finance roundtable

Mr Joaquín Garralda

President
Spainsif

spainsif

7 & 8 November 2019

#BusinessNatureSummit





spainSif

**MIEMBROS
ASOCIADOS**

ASOCIADOS spainsif

BBVA

Bankia

Triodos Bank

cecabank

MAPFRE





C/ VELÁZQUEZ 157, PLANTA 1ª. 28002 MADRID.

www.spainsif.es



91 524 57 77



info@spainsif.es

European Business & Nature Summit

GS12 — Finance roundtable

Ms Sandra González

Director of Responsible Banking
Caixa Bank



7 & 8 November 2019

#BusinessNatureSummit



European Business & Nature Summit

GS12 — Finance roundtable

Mr Tomás Conde

ESG Specialist

Spanish Association for Investor Relations,
ARIE



7 & 8 November 2019

#BusinessNatureSummit



European Business & Nature Summit

GS12 — Finance roundtable

Ms Julia Salazar

Sales Director
Amundi AM

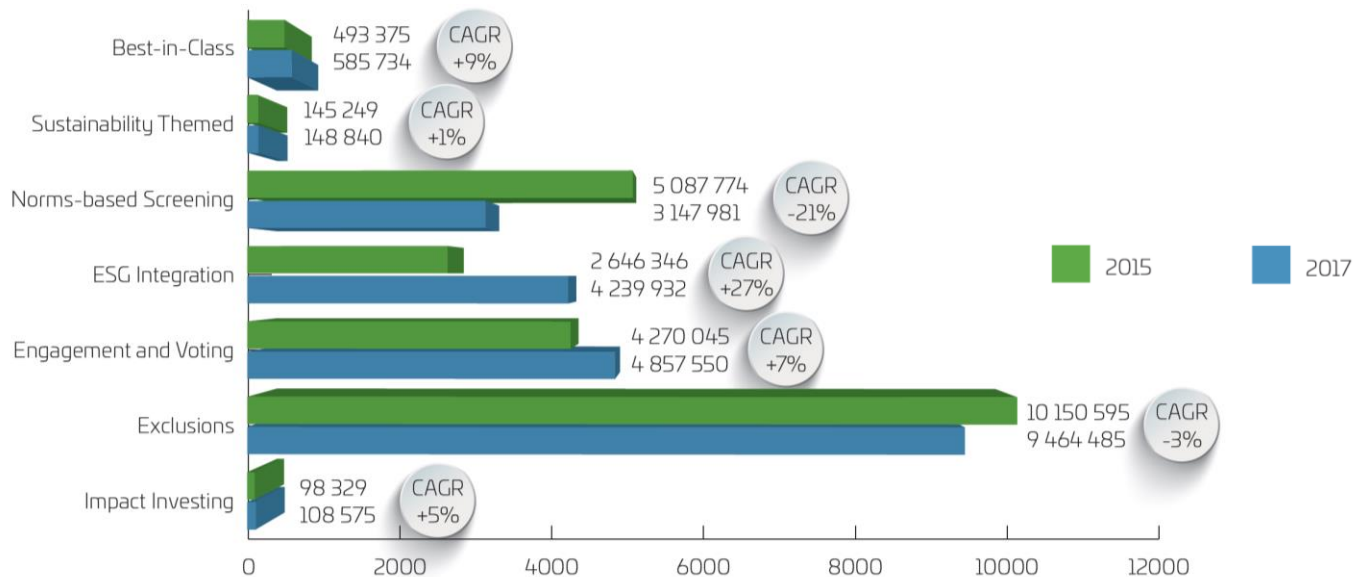
Amundi
ASSET MANAGEMENT

7 & 8 November 2019

#BusinessNatureSummit



Overview of SRI strategies in Europe



* Source: Eurosif. European SRI Study 2018



A natural fit with the SDGs



Source: Amundi Asset Management as of March 2019. For Illustrative Purposes Only



Impact measurement and reporting

SOCIAL IMPACT

- Number of jobs created or maintained
- Number of people housed
- Number of beneficiaries of healthcare services
- Number of people trained
- Number of farmers funded
- Number of cases of over-indebtedness prevented
- Number of tons of waste recycled
- Number of hectares of farmland preserved
- Number of enterprises created or supported by microfinancing

CARBON & GREEN BOND IMPACT

Carbon

- Carbon emissions per million euros invested
- Carbon emissions per million euros of sales
- Sector breakdown of carbon emissions (in %)
- Geographic breakdown of carbon emissions (in %)

Green Bond Impact

- Avoided emissions per €1 million invested per Year
- Breakdown of avoided emissions per bond (in tCO₂e per M€)
- Portfolio use of proceeds breakdown by project category
- Portfolio use of proceeds' geographic breakdown
- Portfolio ESG rating breakdown

* Source: Amundi. Given for illustrative purposes only, may be changed without prior notice



European Business & Nature Summit

GS12 — Finance roundtable

Mr Antonio Panagiotopoulos

Senior ESG Analyst
MSCI



7 & 8 November 2019

#BusinessNatureSummit



European Business & Nature Summit

End of Day 2

Thank you!
Muchas gracias!



European Business & Nature Summit


Building actions for nature & people

#EUbiodiversity
#BusinessNatureSummit

Madrid, 7 & 8 November 2019



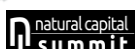
Organisers



Collaborators



Funders



With contributions from: